

Show & Tell

April, 2024

*The greatest gift
that I can give
you is my name
and my presence*

Yolanda Halferty

Birds—This quilt was from a class I took at the Iowa AQS Show in Des Moines this past year. It was presented by Marina Landi from Portugal. She teaches artistic collage, and starts with pre-selected kits of her design. You learn the techniques involved creating from a photo, to the execution of the process, then to the final steps. This quilt measures. 18" x 24"



Yolanda Halferty




Yolanda Halferty

Yolanda Halferty

Kaleidoscope—This quilt is from a class by Joleen Green, that she taught in our small sewing group. Her technique and guidance provides many different looks from a quilt. I had purchased the panel afterwards to add to the blocks, as it matched beautifully. This measures. 42" x 60"

Yolanda Halferty





Yolanda Halferty

Yolanda Halferty

This Ombre Quilt is a pattern I used called Luminescent by Kona Cotton Solids. This was a kit in yellow to golden yellows that I had purchased, as it radiated happiness and sunshine. It measures. 54" x 64"



Yolanda Halferty




Yolanda Halferty

Twila Meder

The following quilts were designed and created for donation to the guild's service projects.



Twila Meder



Twila Meder



Twila Meder




Twila Meder





Twila Meder

Linda Prybil


Structured Improve—This quilt uses four fabrics. Such fun. Could never be repeated!



Linda Prybil



Back



Linda Prybil

Verlaine Schlueter Ockenfels

This was made for my Niece Mary. The pattern is *Aurora* by Gudrun Erla. 88" x 72"



Verlaine Schlueter Ockenfels

The image features a dark, starry night sky as a background. Several bright shooting stars with long, glowing trails are scattered across the scene. Overlaid on this background are numerous rectangular strips of paper in various shades of green and yellow. These strips have different patterns, including solid colors, small white dots, and larger circular or spiral motifs. The strips are arranged in a somewhat chaotic, overlapping manner, creating a layered, collage-like effect.

Verlaine Schlueter Ockenfels

Connie Smith

Now this is an Elephant, or is it a Train?—This quilt was made for my sister Jude's oldest granddaughter Rayne Alexandra who graduates from High School in May. I started with the Celestial Window pattern from Helios in Mt. Vernon and added extra borders. It was very easy. The Fabric Stasher longarm quilted it. Kerri was pretty excited because she had a program called Steampunk Cogs that she didn't even have in her sample books (not her style) but it was made for this! I also made 2 pillowcases to coordinate. 72" x 88"

101A



Connie Smith

STEAMPUNK



Connie Smith

Teresa Winder

This quilt is a gift for my husband's granddaughter Claire and her husband Kevin Tanager. I offered to make them a quilt as a wedding gift (they were married July 25, 2015 so it is much belated) and asked them what they would like. They said they liked black, red, yellow, and birds. They had also decided to change their last name to Tanager when they married because that was their special bird, which is why the pair of tanagers is in the center. I designed the quilt and paper pieced all the birds. I had patterns for some of the birds which were from the book, Backyard Bird Quilts. The other birds were pictures that I found and converted to patterns using the EQ program. Sarah Yoder-Parker custom quilted it for me. 80" x 102"



Teresa Winder

Teresa Winder

